

Name: _____

P.S. 142 Third Grade Summer Math Bingo

Get the entire Bingo Card and return it to your teacher by September 5.


























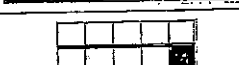


















B I N G O				
Complete 30 minutes on Prodigy	Play one of the math games on Mathplayground.com	Go to the grocery store and use a scale to weigh something that you plan to buy	Play a 2nd or 3rd grade math game on abcya.com	Cook or bake something with an adult and divide them into equal groups to share
Count backwards by 10's from 100 while walking	Complete 30 minutes on Prodigy	Complete 1 page of summer packet	Play the attached game with a family member or a friend	Play a multiplication game at multiplication.com
Complete 1 page of summer packet	Tell time on an analog clock. What time will it be 35 minutes from now?	Free Space! Choose one of the activities on the bingo card!	Complete 30 minutes on Prodigy	Count by 4's while hopping
Play a multiplication or division game at abcya.com	Play the attached game with a family member or a friend	Complete 30 minutes on Prodigy	Go to the grocery store and find things that are measured in cups, pints, quarts, and gallons	Find 8 geometric shapes (triangles, squares, parallelograms, trapezoids) in your neighborhood
Measure your height in inches and centimeters	Cook or bake something with an adult that requires measurements	Play the attached game with a family member or a friend	Count by 6's up to 72 while hopping on one foot, Then try it with the other foot.	Complete 1 page of summer math packet

Student's Name: _____

A

Correct _____

Write the fraction that is shaded.

1		/	23		/
2		/	24		/
3		/	25		/
4		/	26		/
5		/	27		/
6		/	28		/
7		/	29		/
8		/	30		/
9		/	31		/
10		/	32		/
11		/	33		/
12		/	34		/
13		/	35		/
14		/	36		/
15		/	37		/
16		/	38		/
17		/	39		/
18		/	40		/
19		/	41		/
20		/	42		/
21		/	43		/
22		/	44		/






























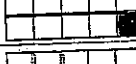














Student's Name: _____

B

Improvement _____

Correct _____

Write the fraction that is shaded.

1		/	23		/
2		/	24		/
3		/	25		/
4		/	26		/
5		/	27		/
6		/	28		/
7		/	29		/
8		/	30		/
9		/	31		/
10		/	32		/
11		/	33		/
12		/	34		/
13		/	35		/
14		/	36		/
15		/	37		/
16		/	38		/
17		/	39		/
18		/	40		/
19		/	41		/
20		/	42		/
21		/	43		/
22		/	44		/

Student's Name: _____

Solve the following problems. Show your work.

1. Ms. Esperon gave each of her students in her group 9 pencils. She gave a total of 36 pencils. How many students are in Ms. Esperon's group?

2. Ms. Yeung pours 27 liters of water equally into 9 containers. How many liters of water are in each container?

Student's Name: _____

Solve the following problems. Show your work.

3. Ms. Sherman buys 7 books. Each book costs \$7. What is the total cost of 7 books? Use a letter to represent the unknown.

4. Ms. T shares 1 roll of bulletin board paper equally with 8 teachers. The total length of the roll is 56 meters. How much bulletin board paper does each teacher get?

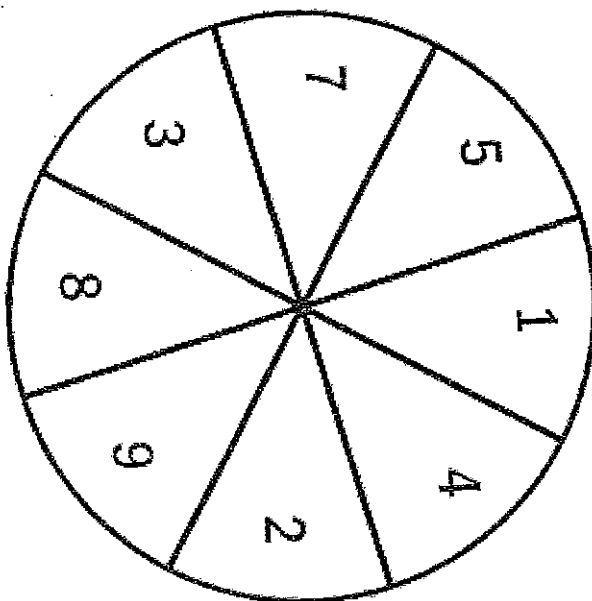
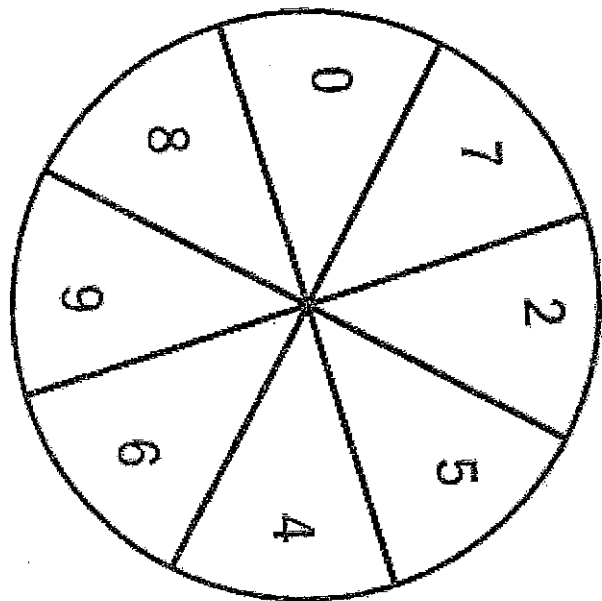
Student's Name: _____

Solve the following problems. Show your work.

5. Paola spends 39 minutes reading her book. She then does 6 chores. Each chore takes her 3 minutes. How many minutes does Paola spend reading and doing chores?

6. Jeremy begins walking at 4:12pm. He stops at 4:43pm. How many minutes does he walk?

Student's Name: _____
 Play this game with a family member or a friend!



SPIN & MULTIPLY
 (1 DIGIT, ALGORITHM)

$$\begin{array}{r} \square \\ \square \\ \hline \times \\ \square \\ \square \end{array}$$

$$\begin{array}{r} \square \\ \square \\ \hline \times \\ \square \\ \square \end{array}$$

$$\begin{array}{r} \square \\ \square \\ \hline \times \\ \square \\ \square \end{array}$$

$$\begin{array}{r} \square \\ \square \\ \hline \times \\ \square \\ \square \end{array}$$

$$\begin{array}{r} \square \\ \square \\ \hline \times \\ \square \\ \square \end{array}$$

$$\begin{array}{r} \square \\ \square \\ \hline \times \\ \square \\ \square \end{array}$$

$$\begin{array}{r} \square \\ \square \\ \hline \times \\ \square \\ \square \end{array}$$

$$\begin{array}{r} \square \\ \square \\ \hline \times \\ \square \\ \square \end{array}$$

$$\begin{array}{r} \square \\ \square \\ \hline \times \\ \square \\ \square \end{array}$$

$$\begin{array}{r} \square \\ \square \\ \hline \times \\ \square \\ \square \end{array}$$

$$\begin{array}{r} \square \\ \square \\ \hline \times \\ \square \\ \square \end{array}$$

Name _____



Directions: Choose one project from the choices below to complete based on the book you read over the summer.

OPTION ONE: Comic Strip

Choose your favorite scene or event from your book to recreate into a comic strip. You must include the following as part of your project:

- 6-9 comic boxes that recreate the scene/event – comic should include color
- Speech bubbles/dialogue
- Narration
- A 2-3 Paragraph summary of the novel
- ***A template has been attached to assist you.***

OPTION TWO: Persuasive Letter to the Producer

You are a film director and want to turn a wonderful book you just read into a movie. Write a letter to your producer convincing them that your novel should be made into a movie. You must include:

- A hook
- A brief summary of the book you read
- Supporting details to encourage people to create the movie
- At least five persuasive techniques (EX: bandwagon, power of three, and humor) to add interest in your writing
- The correct letter format (including date, greeting, body, salutation, signature)
- Must be at least five paragraphs in length
- A cast list that describes who will be playing the starring roles in your movie (can be famous people, family, friends, or even yourself!)

OPTION THREE: Alternate Ending

Are you unhappy with how your novel ended? Create an alternate ending for your character(s). Using the voice/style of the author of the novel, include the following:

- A cover page (title page) which includes the title of the book you read, your name and class
- A summary of the novel (2-3 paragraphs)
 - Make sure to include all story elements in your summary
- One alternate ending (should be a minimum of 1 page length)

OPTION FOUR: Dear Diary

Write a diary entry from the main character's perspective of the book that you chose to read. When writing as that character, make sure you write about the:

- Character's thoughts and feelings
- Important events that occurred throughout the novel
- Predictions/inferences

You must include:


- A cover page (the cover of your diary) which includes the title of the book you read, your name, your character's name, and class
- A summary of the novel (2-3 paragraphs)
 - Make sure to include all story elements in your summary
- A paragraph describing the character who the diary belongs to
- 5 journal entries from the character
 - Should reflect different days/events in the character's life

OPTION FIVE: Instagram Page

You will create a fake Instagram page for the main character(s) of your novel. Be sure to use the templates provided. You will need to include:

- A paragraph describing the character who the Instagram page belongs to
- A creative "InstaName" that is appropriate for the character
- An "InstaBio" that describes the character
- 6 picture boxes (What pictures would your character share on social media?)
- Single picture template
 - This focuses on ONE single image that the character has shared.
 - Caption
 - Comments (think of what their friends would say)
 - Likes

Instagram




posts

followers

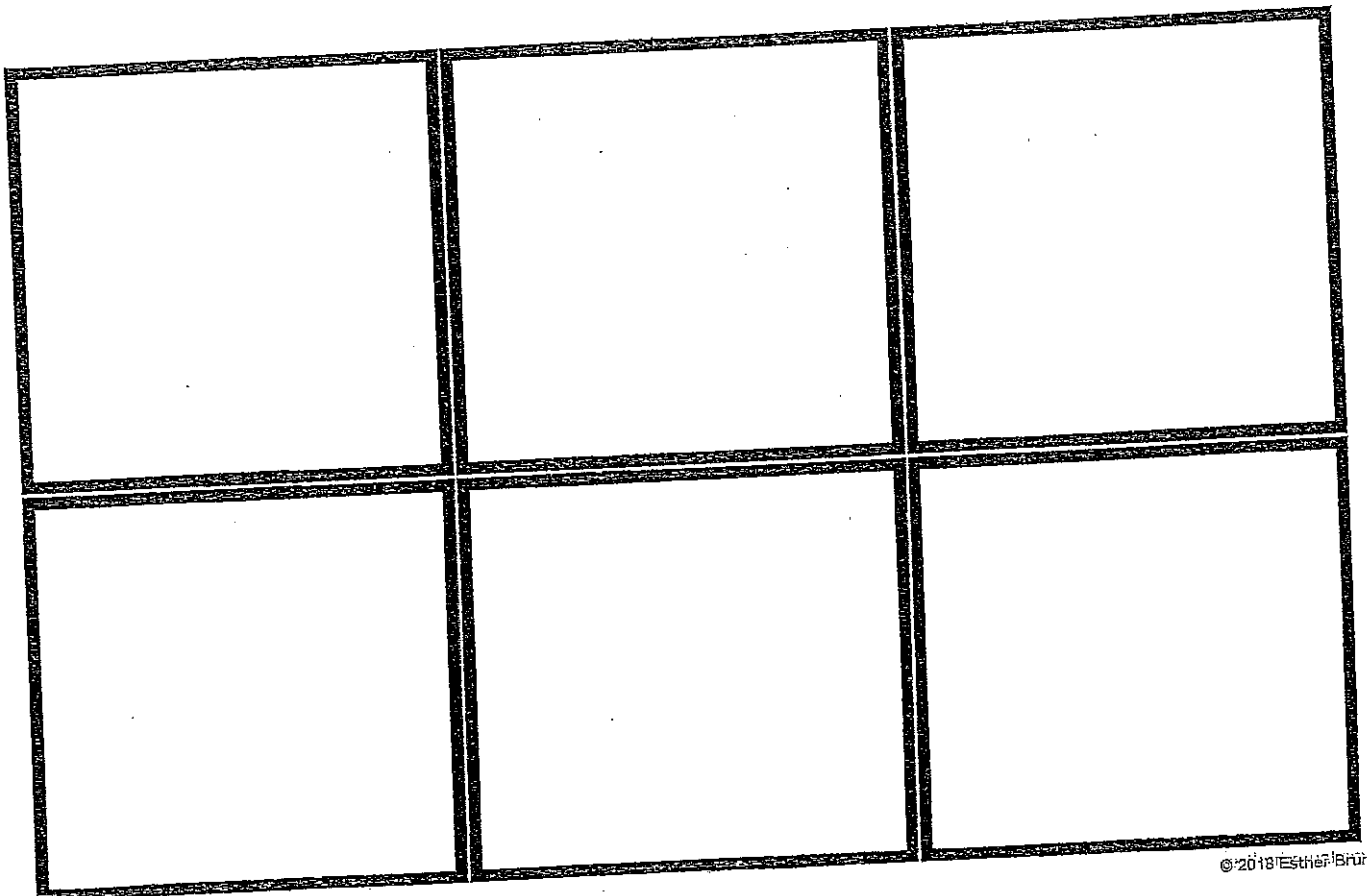
following

Follow




Insta Name

Insta Bio



Location



Liked by

and

others

caption

comments

The image shows a blank sheet of paper with a grid of six rectangular boxes. The boxes are arranged in three rows and two columns. The top row has a smaller box on the left and a larger box on the right. The middle row has a large box on the left and a smaller box on the right. The bottom row has a smaller box on the left and a large box on the right. All boxes are empty and have black outlines.

Prodigy

Dear Parents,

This year we've been using an exciting educational game called Prodigy. While we will be using the program during school hours, students are encouraged to play with the same character at home to supplement their practice!

Help your child by registering a free parent account now.

1. Go to **www.prodigygame.com/NewParent**
2. Enter your account details to create your parent account.
3. Once logged in, follow the on-boarding instructions.
4. Add your child using their username and password (listed below).

Real-Time Reports

A Prodigy Parent account gives you access to multiple comprehensive reports, daily and weekly usage data, and we'll even email you from time to time about your child's progress!

How does my child play Prodigy at home?

1. Go to **www.prodigygame.com** on almost any Internet enabled device.
2. Select **'Play Prodigy'** in the top-right corner.
3. Once the game loads, enter your child's username and password and select **'LOGIN.'**

Your child's username and password can be used to log into the game by following the instructions above.

Student	Username	Password
Camrynn P	camrynnp11	dog22