





Name: \_\_\_\_\_

Date: \_\_\_\_\_

## Narrative Writing Checklist

### Grade 2



#### STRUCTURE

Overall	I wrote about one time when I did something.				
	Did I do it like a second grader?	NOT YET	STARTING TO	YES!	
Lead		I thought about how to write a good beginning and chose a way to start my story. I chose the action, talk, or setting that would make a good beginning.	<input type="checkbox"/>	<input type="checkbox"/>	<input type="checkbox"/>
Transitions		I told the story in order by using words such as <i>when</i> , <i>then</i> , and <i>after</i> .	<input type="checkbox"/>	<input type="checkbox"/>	<input type="checkbox"/>
Ending		I chose the action, talk, or feeling that would make a good ending.	<input type="checkbox"/>	<input type="checkbox"/>	<input type="checkbox"/>
Organization		I wrote a lot of lines on a page and wrote across a lot of pages.	<input type="checkbox"/>	<input type="checkbox"/>	<input type="checkbox"/>

## Narrative Writing Checklist (continued)

### Grade 2


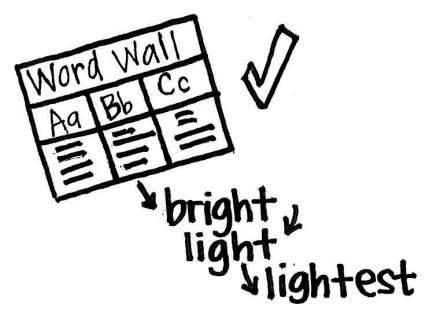
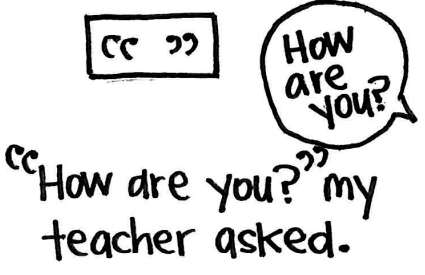
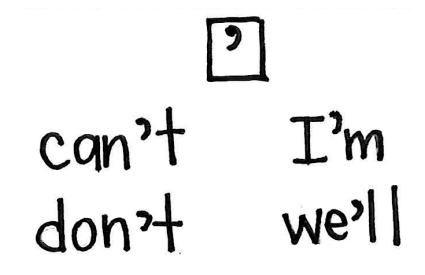
#### DEVELOPMENT

	Did I do it like a second grader?	NOT YET	STARTING TO	YES!	
Elaboration		I tried to bring my characters to life with details, talk, and actions.	<input type="checkbox"/>	<input type="checkbox"/>	<input type="checkbox"/>
Craft	 <p style="margin-left: 20px;">skipped ran raced walked</p>	I chose strong words that would help readers picture my story.	<input type="checkbox"/>	<input type="checkbox"/>	<input type="checkbox"/>

## Narrative Writing Checklist (continued)

### Grade 2

#### LANGUAGE CONVENTIONS

		Did I do it like a second grader?	NOT YET	STARTING TO	YES!
Spelling		I used what I knew about spelling patterns to spell a word.	<input type="checkbox"/>	<input type="checkbox"/>	<input type="checkbox"/>
		I spelled all of the word wall words correctly and used the word wall to help me figure out how to spell other words.	<input type="checkbox"/>	<input type="checkbox"/>	<input type="checkbox"/>
Punctuation		I used quotation marks to show what characters said.	<input type="checkbox"/>	<input type="checkbox"/>	<input type="checkbox"/>
		When I used words such as <i>can't</i> and <i>don't</i> , I put in the apostrophe.	<input type="checkbox"/>	<input type="checkbox"/>	<input type="checkbox"/>