





Name: _____

Date: _____

Narrative Writing Checklist

Grade 3



STRUCTURE

Overall	I told the story bit by bit.				
	Did I do it like a third grader?	NOT YET	STARTING TO	YES!	
Lead		I wrote a beginning in which I helped readers know who the characters were and what the setting was in my story.	<input type="checkbox"/>	<input type="checkbox"/>	<input type="checkbox"/>
Transitions		I told my story in order using phrases such as <i>a little later</i> and <i>after that</i> .	<input type="checkbox"/>	<input type="checkbox"/>	<input type="checkbox"/>
Ending		I chose the action, talk, or feeling that would make a good ending and worked to write it well.	<input type="checkbox"/>	<input type="checkbox"/>	<input type="checkbox"/>
Organization		I used paragraphs and skipped lines to separate what happened first from what happened later (and finally) in my story.	<input type="checkbox"/>	<input type="checkbox"/>	<input type="checkbox"/>

Narrative Writing Checklist (continued)

Grade 3





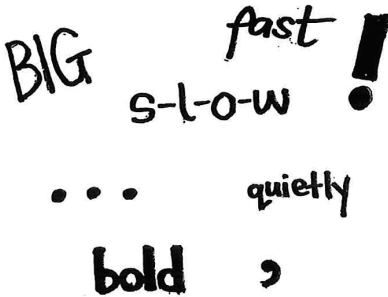
DEVELOPMENT

	Did I do it like a third grader?	NOT YET	STARTING TO	YES!	
Elaboration		I worked to show what happened to (and in) my characters.	<input type="checkbox"/>	<input type="checkbox"/>	<input type="checkbox"/>
Craft		I not only told my story, but also wrote in ways that got readers to picture what was happening and that brought my story to life.	<input type="checkbox"/>	<input type="checkbox"/>	<input type="checkbox"/>

Narrative Writing Checklist *(continued)*

Grade 3

LANGUAGE CONVENTIONS

		Did I do it like a third grader?	NOT YET	STARTING TO	YES!
Spelling		I used what I knew about spelling patterns to help me spell and edit before I wrote my final draft.	<input type="checkbox"/>	<input type="checkbox"/>	<input type="checkbox"/>
		I got help from others to check my spelling and punctuation before I wrote my final draft.	<input type="checkbox"/>	<input type="checkbox"/>	<input type="checkbox"/>
Punctuation		I punctuated dialogue correctly, with commas and quotation marks.	<input type="checkbox"/>	<input type="checkbox"/>	<input type="checkbox"/>
		While writing, I put punctuation at the end of every sentence.	<input type="checkbox"/>	<input type="checkbox"/>	<input type="checkbox"/>
		I wrote in a way that helped readers read with expression, reading some parts quickly, some slowly, some parts in one sort of voice, and others in another voice.	<input type="checkbox"/>	<input type="checkbox"/>	<input type="checkbox"/>