


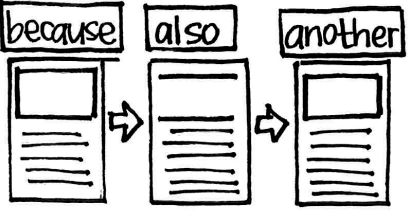


Name: \_\_\_\_\_

Date: \_\_\_\_\_

## Opinion Writing Checklist

### Grade 2



#### STRUCTURE

Overall	I wrote my opinion or my likes and dislikes and gave reasons for my opinion.				
	Did I do it like a second grader?	NOT YET	STARTING TO	YES!	
Lead		I wrote a beginning in which I not only gave my opinion, but also set readers up to expect that my writing would try to convince them of it.	<input type="checkbox"/>	<input type="checkbox"/>	<input type="checkbox"/>
Transitions		I connected parts of my piece using words such as <i>also</i> , <i>another</i> , and <i>because</i> .	<input type="checkbox"/>	<input type="checkbox"/>	<input type="checkbox"/>
Ending		I wrote an ending in which I reminded readers of my opinion.	<input type="checkbox"/>	<input type="checkbox"/>	<input type="checkbox"/>
Organization		My piece had different parts; I wrote a lot of lines for each part.	<input type="checkbox"/>	<input type="checkbox"/>	<input type="checkbox"/>

## Opinion Writing Checklist (continued)

### Grade 2

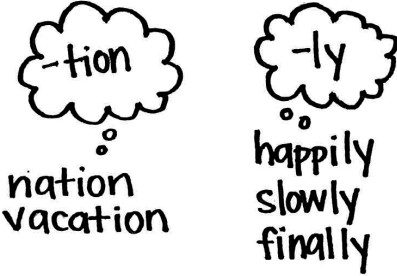
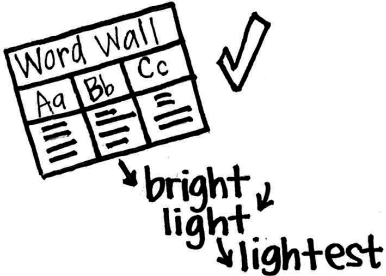
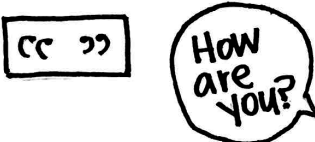

#### DEVELOPMENT

	Did I do it like a second grader?	NOT YET	STARTING TO	YES!
Elaboration		<input type="checkbox"/>	<input type="checkbox"/>	<input type="checkbox"/>
Craft		<input type="checkbox"/>	<input type="checkbox"/>	<input type="checkbox"/>

## Opinion Writing Checklist (continued)

### Grade 2

#### LANGUAGE CONVENTIONS

	Did I do it like a second grader?	NOT YET	STARTING TO	YES!
Spelling		<input type="checkbox"/>	<input type="checkbox"/>	<input type="checkbox"/>
		<input type="checkbox"/>	<input type="checkbox"/>	<input type="checkbox"/>
Punctuation	 <p>“How are you?” my teacher asked.</p>	<input type="checkbox"/>	<input type="checkbox"/>	<input type="checkbox"/>
		<input type="checkbox"/>	<input type="checkbox"/>	<input type="checkbox"/>